



iTera - *Bio*

Foot Massager

Thanks for choosing our product. Before using it, please read the manual carefully for usage guide and safety purposes. After reading this manual, please keep it properly in a place where you can check and read it at any time.

MLS

Contents

Chapter 1

Operation Panel Introduction	2
------------------------------------	---

Chapter 2

Remote Control and Component Description	3
--	---

2.1 Component Description	3
---------------------------------	---

2.2 Remote Control Description	3
--------------------------------------	---

Chapter 3

Operation Process	4
-------------------------	---

Chapter 4

Technical Parameters and Accessories	5
--	---

4.1 Technical Parameters	5
--------------------------------	---

4.2 Accessories	5
-----------------------	---

Chapter 5 Attention

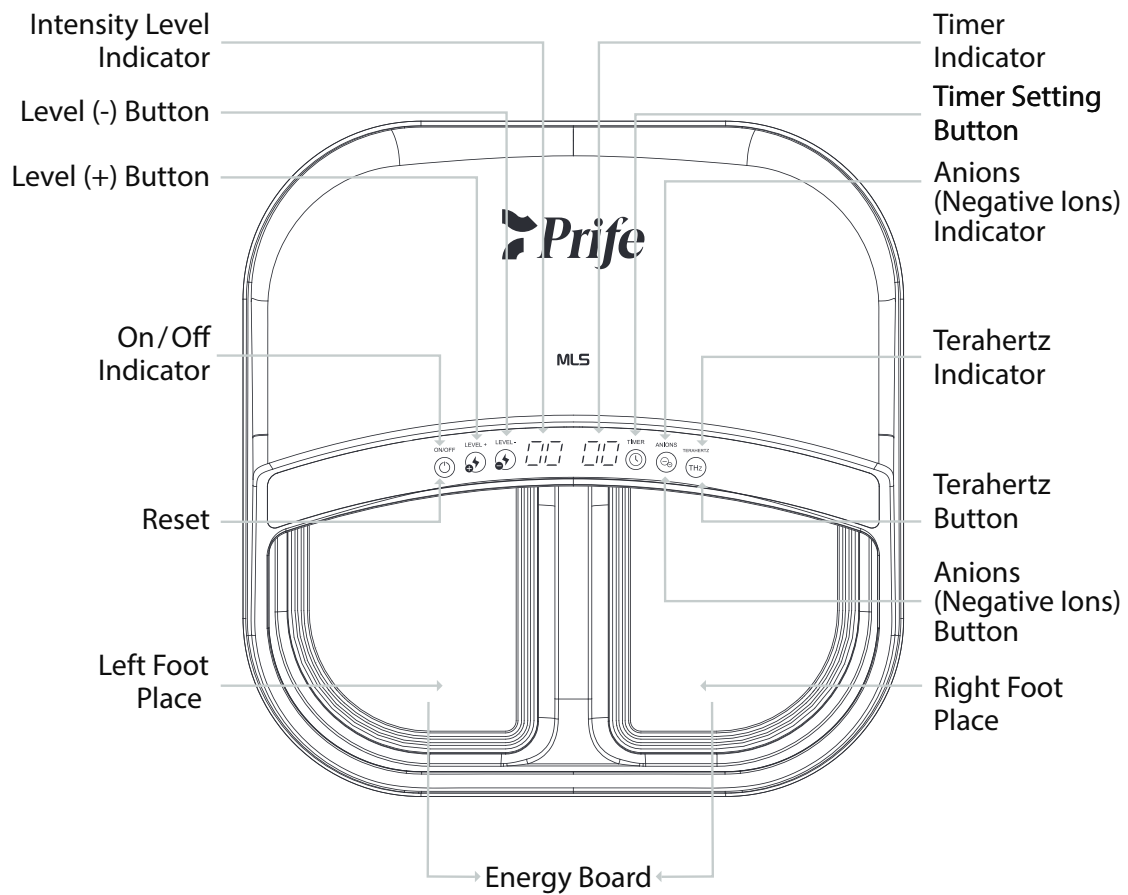
Operation Taboos	6
------------------------	---

Operation Attention	7
---------------------------	---

Safety Attention	7-8
------------------------	-----

Chapter 1

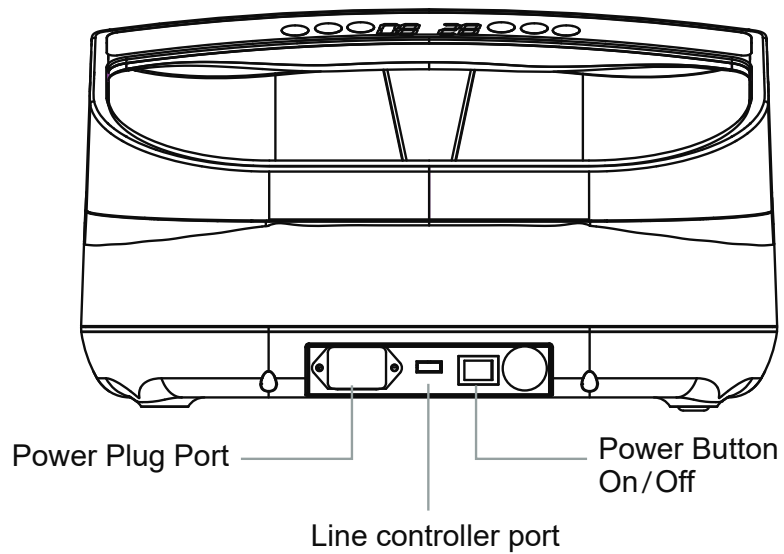
Operation Panel Introduction



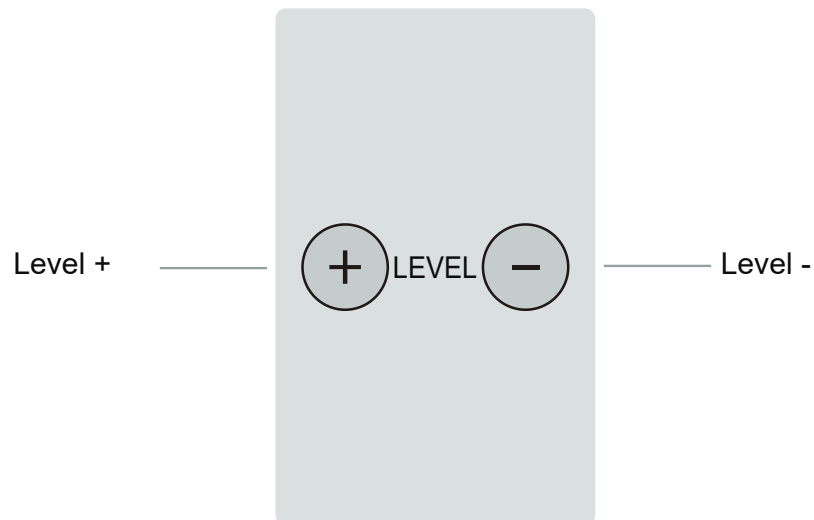
Chapter 2

Remote Control and Component Description

2.1 Component Description



2.2 Remote Control Description



Chapter 3 Operation Process

1. Insert plug into socket, switch on power button to “-”. The on / off indicator will light up. Intensity level indicator will display "01", timer indicator will display "30", and machine will be on standby mode.
2. During standby mode, the intensity level +/- buttons are not allowed to be adjusted. The working time or duration can be adjusted by "30 minutes", "20 minutes" and "10 minutes".
Anions and terahertz buttons can be turned on or off according to personal needs. When anions button is turned on or off, anions indicator light will be on or off correspondingly; when terahertz button is on or off, the terahertz indicator light will be on or off correspondingly.
3. During standby mode, the automatic start function is always ready. When both feet are placed on energy board, machine buzzes, the white light of the on / off indicator lights up and starts to work automatically. During operation, you can adjust your intensity level through “Level +” and “Level -” button according to your comfort level. During operation, timer button are not allowed to be adjusted. You can turn on or turn off the function of anions and terahertz button according to your needs.
4. During operation, the timer indicator will be decreasing every 1 minute. When the timer indicator reduced to "01", the machine will stop and return to standby mode.
5. During operation, if any one of the foot were to leave the energy board, the machine will be in pause status, the light of on / off indicator will flash. When both feet step on the energy board again, the machine will continue working to complete the remaining time.
6. During operation, when terahertz button is turned on, ambient light will be red; when terahertz button is turned off, the ambient light will be blue.
7. No matter whether the machine is in working or in pause status, the machine will return to the standby status by pressing the reset key.

Chapter 4

Technical Parameters and Accessories

4.1 Technical Parameters

Product Name	iTera-Bio
Product Model	MLS-JC-02A
Working Voltage	<input type="checkbox"/> 110V <input type="checkbox"/> 220V
Working Frequency	50/60Hz
Output Power	300W
Anions (Negative Ions)	>10,000,000 (10 million)
Dimension	371x379.5x212.5mm
Weight	4.6KG

4.2 Accessories

Machine	1pc
Remote Controller	1pc
Manual	1pc
Power Plug Cable	1pc

Chapter 5 Attention

Operation Taboos

1. Pregnant women and children under age 10 are prohibited to use.
2. People with pulmonary dysfunction are prohibited to use.
3. People with disorders of consciousness are prohibited to use.
4. People with a body temperature of above 38°C are prohibited to use.
5. People who use life sustaining artificial heart and lung machines and other health equipment are prohibited to use.
6. People who suffer from bleeding tendency and bleeding illness are advised to use it cautiously. (eg. Hysteromyoma, and Menstrual period etc.)
7. People who are sensitive to heat are suggested to be accompanied by family members.
8. People who implanted with cardiac pace maker, metallic artificial organs and embedded with metallic parts inside the body are prohibited to use.
9. People with severe heart disease are advised to use cautiously.
10. During operation, please turn off the power switch of the machine immediately in case of emergency (such as power failure and fault etc.)
11. Should you feel abnormal or uncomfortable with the use of the machine on your body, please stop using it immediately.
12. Not recommended for children or people with difficulties of expression.
13. Please do not touch the working parts of the machine with metallic objects.
14. In case of smoke or peculiar smell during operation, please turn off power of machine immediately and contact the after-sales service personnel to solve the relevant problems.
15. During operation, both feet should fully contact with energy board. Single point contact with energy board is strictly prohibited to avoid burns.

Operation Attention

1. During operation, please make sure to place both feet separately and firmly on the energy board. It is prohibited to cover your feet with socks to avoid heat accumulation that may cause burns. Also prohibited to cover the energy board with anything.
2. Please select suitable intensity level based on your comfort level. Low level is suggested for beginner and may gradually adjust to higher level. Should you feel the temperature is too high, please reduce the level immediately. High intensity level is not suggested for long time use.
3. Please read the operation manual carefully before using it and follow the instruction strictly.
4. Do not place the machine on an uneven place such as on a slope.
5. Please unplug the power supply each time after using it.
6. When cleaning the machine, do not wash the energy board and operation panel with water, but wipe it with a wet cloth.

Safety Attention

Our machine acts on the human body through its high-intensity electromagnetic energy field to achieve the health effect and the high energy intensity control must be operated accurately for optimum result.

Important Warning.

1. Please read “Safety Attention” carefully to avoid untoward reaction (electric shock and burns) from wrong operations. We hope every user can enjoy a safe and good product experience.
2. All users should strictly follow the safety levels of “Dangerous”, “Warning”, “Attention” mentioned here.



Dangerous:



1. During operation, both left and right foot (knees included) should not be touching each other.



2. Feet should be placed firmly on energy board.



3. During operation, avoid touching feet or energy board with hand.



4. Using the device together with other electromagnetic device at the same time is strictly prohibited.



Warning:



1. Please reduce the intensity level or stop to use when you feel uncomfortable during operation and feedback to us.



2. Do not cover the energy boards with anything.



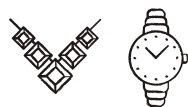
3. Not recommended for children or people with expression difficulties.



4. Do not suddenly remove your feet from energy board during operation.



Attention:



1. Pls remove all metallic objects from your body before using the device.



2. In case of power failure during operation, please unplug the machine.



3. Please do not touch the energy board with metallic objects.



4. Please do not use it under high temperature or humidity environment. (eg. shower room)

Prife International Sdn. Bhd.

A-GR-2, Menara Uncang Emas, No 85 Jalan Loke Yew,
Cheras, 55200 Kuala Lumpur, Malaysia

Copyright @2022, Prife International

